



Vacuum suction device **KS VacuPower**

flexible, expandable up to 600 kg

With the vacuum suction device KS VacuPower construction elements up to 600 kg can be handled easily. In the basic version the KS VacuPower is equipped with four suction plates for loads up to 300 kg.

Did you need more flexibility on the construction site, than you can handle thanks to the sophisticated plug-in system larger and heavier elements very well.

You can extend the vacuum suc-

tion unit easily around two or four suction. You can plug it and fix it with bolts. And you're well prepared for components up to 450 kg or even to 600 kg.



Easy reconstruction and widening of suction plates to get a higher load capacity.



Safe and protectively for materials: a low-break-cylinder* that ensures a controlled low movement.



Well kept: two rollers are made for the transport system of the KS VacuPower.

* Optional



Flexible plug-in system: suction plates can be adapted to the size of the window.

A low-break-cylinder in-creases the ease of use

Due to technical reasons we suggest to equip the KS VacuPower with a low-break-cylinder that is important to regulate a smooth downward movement.


Especially while tilting the big panes of glass this function is good for. The whole process and not only handling will be made very easy and protectively for the material. You can feel absolutely confident.

Advantages KS VacuPower

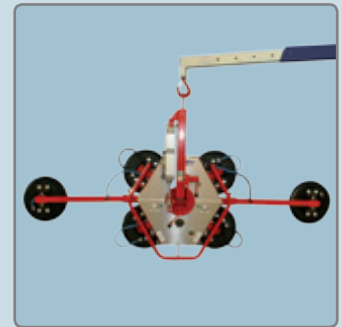
- Careful transport of loads with sensitive surfaces
- No loss of the remaining vacuum during pumping
- Usable vertical and horizontal
- Low-break-cylinder for a smooth process of movement
- Low depth of 200 mm
- Two-circle system: high safety due to automatically warning according to DIN EN 13155
- Made for work in and outside
- Easy handling
- Low maintenance
- High-quality and security according to CE certification
- Made in Germany



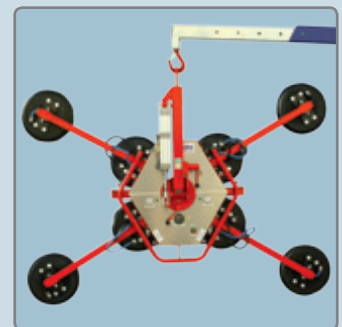
Technical data KS VacuPower	300	450	600
Load capacity	max. 300 kg	max. 450 kg	max. 600 kg
Height	approx. 700 mm	approx. 700 mm	approx. 1.300 mm
Width	approx. 800 mm	approx. 2.200 mm	approx. 1.850 mm
Depth	approx. 200 mm	approx. 200 mm	approx. 200 mm
Net weight	approx. 50 kg	approx. 60 kg	approx. 65 kg



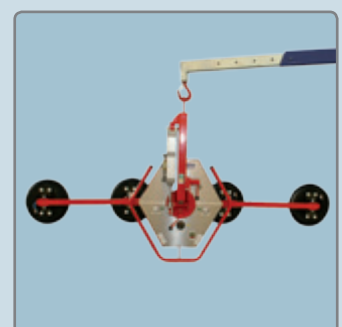
KS VacuPower for 300 kg bearing load.



KS VacuPower for 450 kg bearing load.



KS VacuPower for 600 kg bearing load.



Rebuilt KS VacuPower 450/600 for assembling of slim windows.

K. Schulten GmbH & Co. KG
Industriestraße 3-7
D-48488 Emsbüren

Tel. +49 5903 9390-0
Fax +49 5903 9390-93

info@ksschulten.com
www.ksschulten.com

