


We lift it up where it belongs



Glass lifts from Global Lift Group

Global Lift Group European Head Office
Soendergaarden 28, 9640 Farsoe | Telefon: +45 7527215 |
kurt@globalliftgroup.com | www.globalliftgroup.com

Global Lift Group Canada, North and South America
Delaware, ON, Canada | Telefon: +1-519-660-6350 |
david@globalliftgroup.com | www.globalliftgroup.com



Introduction

Global Lift Group produces flexible, powerful lifts for use on construction sites and renovation in all building types.

Windows, facade boards, concrete, plasterboards, beams - we can lift it all, swing it around in difficult positions and put it in place with millimeters of precision.

We design and produce our lifts in house.

With Global Lift Group's products it is possible to increase the efficiency of the assembly work while protecting both the crew and the environment. It can only be achieved with a product line that is innovative, reliable and of high quality.

In order for GLG products to be most effective in the field, it is important that we utilize real life scenarios using valuable input from our customers and collaborators.

We meet people eye to eye – with a glint. Customers must experience our profound interest in a successful cooperation. We will guide and instruct to ensure customers make the most of our products.

Our extensive model program is constantly developing in close contact with our customers around the globe.

Global Lift Group places great emphasis on the fact that our lifts are part of a solution that works well for our customers.

When our lift has become a good and stable asset to our customer, we consider the sale completed – not a minute before. Our lifts comply with all global standards and legal requirements in the markets where we are represented.

GLG is developing continuously in close cooperation with our customers. Our lifts are used in many production industries, by glaziers, contractors, rental companies and on building sites in the private and public sectors.

Our mission is to provide our customers with good and lasting solutions. It requires being responsive and in close dialogue. Global Lift Group delivers new solutions, which has improved the health and well being for many employees in the glazing industry and on construction sites.



www.globalliftgroup.com



Move & mount with the same lift



How our lifts differ

We provide


- quality lifts
- millimetre precise smooth movements using hydraulic controls
- a lift with a permanent low center of gravity
- full mobility: pick, carry & mount without stopping ability to drive through rough terrain
- multifunctional features with thoroughly tested accessories
- quick easy adjustments for cups, lift arms, accessories etc..
- increased safety through two separate vacuum suction systems
- surveillance alarms to prevent risky high lifts
- lifetime high quality service, parts and advice for our customers (since 2003 over 80% of our lifts are still running)

We don't provide

- the cheapest glass lifts on the market
- abrupt on/off electronic controls
- lifts with stabilizers or outriggers
- lifts with stabilizers or outriggers
- lifts that use stabilizers during transport
- undocumented accessories
- lifts requiring tools for simple adjustments
- lifts with only one unified vacuum system
- lifts difficult to operate
- slow, poor service with costumers left to fix machines by themselves



3-D head



Milimetre precise



Hydraulic control



Cups for all material



GLG 210-360 MP (manual push)



210 / 360 kg



1 x 12 v / 159 Ah



Ø 250 mm / Ø 290 mm
4 stk.



Twin wheels



variable manipulator



70 mm sideshift

Specifications	GLG 210	GLG 360
Loading capacity	210 kg	360 kg
Own weight	421 kg	525 kg
Axle load rear	177,5 kg	177,5 kg
Axle load front	168 kg	168 kg
Pressure rear wheels	3,03 kg/cm ²	4,31 kg/cm ²
Pressure front wheels	2,88 kg/cm ²	3,49 kg/cm ²
Width max	833 mm	833 mm
Width with twin wheels	1.083 mm	1.083 mm
Width boom	1.200 mm	1.200 mm

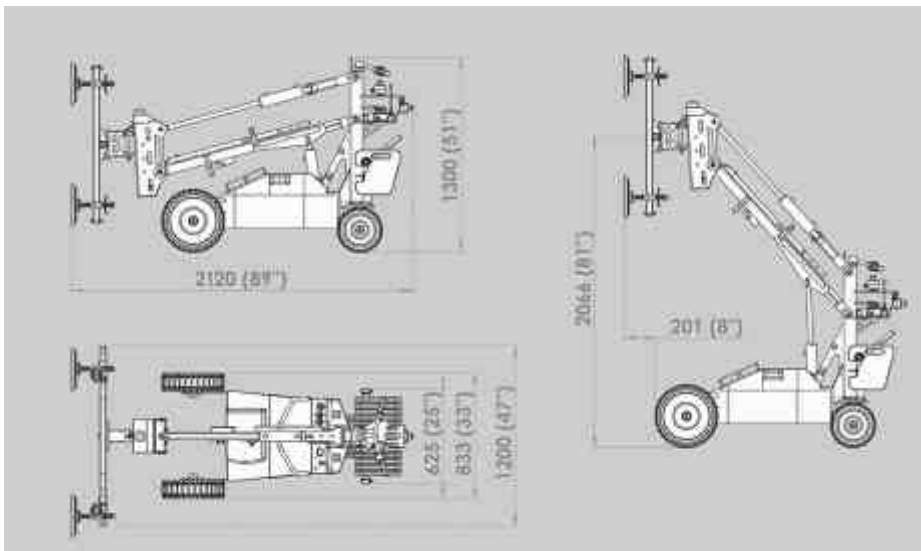
1 kg = 2.20 lb

1mm = (1/25.4)in = 0.039 in


Specifications	GLG 210	GLG 360
Length min.	1.734 mm	1.734 mm
Height min.	1.333 mm	1.333 mm
Lifting height max	1.925 mm	1.925 mm
Side shift	70 mm	70 mm
Vertical shift	150 mm	150 mm
Suction cups	Ø 250 mm 4 Stk.	Ø 290 mm 4 Stk.
Charging current	115 V / 230 V	115 V / 230 V
Battery (std.)	1 x 12 V / 159 Ah	1 x 12 V / 159 Ah
Charging time 30 % to 100 %	app. 9 hours	app. 9 hours



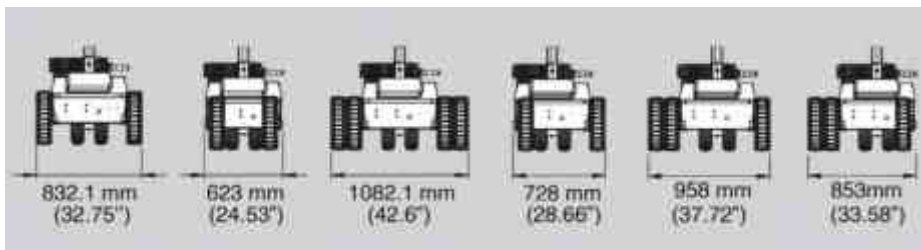
Measurements



Lifting range



Front wheel set-ups



Features



Vacuum system

The most secure vacuum system with two separate 200% systems.



Battery

One 159AH 12V battery ensures optimal autonomy and recharges over night.










Steering system

All moving parts are controlled by the powerful and extremely precise hydraulic system.



GLG 360-420 SP (self propelled)



 360 / 420 kg	 2 x 12 v / 159 ah	 Ø 290 mm / Ø 320 mm 4 stk.
 Twin wheels	 variable manipulator	 70 mm side swing

Specifications	GLG 360	GLG 420
Loading capacity	360 kg	420kg
Own weight	655 kg	697kg
Axle load rear	243 kg	243 kg
Axle load front	220 kg	220 kg
Pressure rear wheels	4,31 kg/cm ²	4,31 kg/cm ²
Pressure front wheels	3,49 kg/cm ²	3,49 kg/cm ²
Width max	833 mm	833 mm
Width with twin wheels	1.083 mm	1.083 mm
Width boom	1.200 mm	1.200 mm

Specifications	GLG 360	GLG 420
Length min.	2.000 mm	2.000 mm
Height min.	1.333 mm	1.333 mm
Lifting height max	2.060 mm	2.060 mm
Side shift	70 mm	70 mm
Vertical shift	150 mm	150 mm
Suction cups	Ø 290 mm 4 Stk.	Ø 320 mm 4 Stk.
Charging current	115 V / 230 V	115 V / 230 V
Battery (std.)	2 x 12 V / 159 Ah	2 x 12 V / 159 Ah

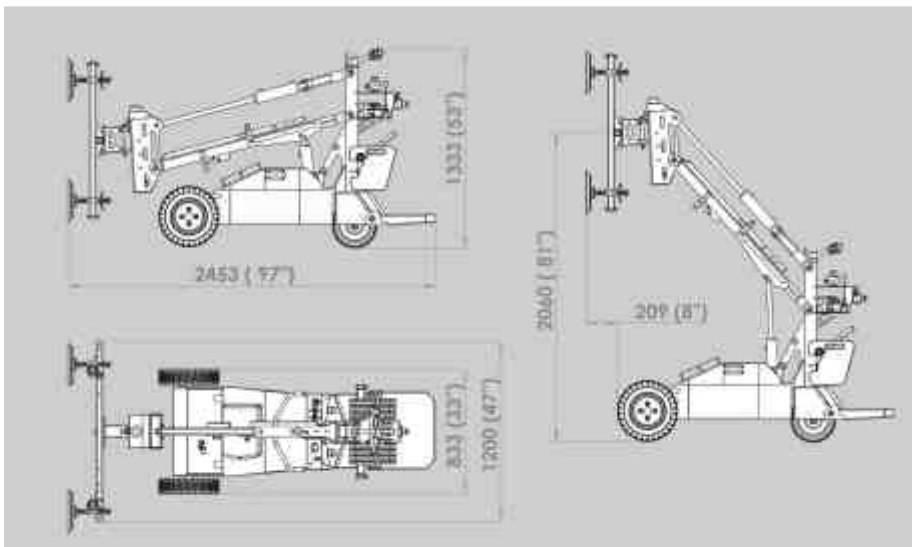
Charging time 30 % to 100 % app. 9 hours app. 9 hours

1 kg = 2.20 lb


1mm = (1/25.4)in = 0.039 in



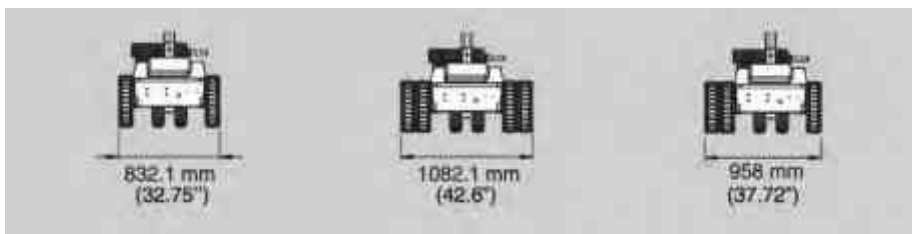
Measurements



Lifting range



Front wheel set-ups



Features



Vacuum system

The most secure vacuum system with two separate 200% systems.



Battery

One 159AH 12V battery ensures optimal autonomy and recharges over night.



Steering system

All moving parts are controlled by the powerful and extremely precise hydraulic system.



GLG 360-390 SP (self propelled)



GLG-360-SP-T



360 / 390 kg



2 x 12 v / 159 ah



Ø 290 mm / 4 stk.



Twin wheels



variable manipulator



22 mm side swing

Specifications	GLG 360	GLG 390
Loading capacity	360 kg	390 kg
Own weight	608 kg	735,5 kg
Axle load rear	233,5 kg	239 kg
Axle load front	242 kg	268 kg
Pressure rear wheels	4,31 kg/cm ²	4,31 kg/cm ²
Pressure front wheels	3,49 kg/cm ²	3,49 kg/cm ²
Width max	833 mm	833 mm
Width with twin wheels	1.083 mm	1.083 mm
Width boom	1.200 mm	1.200 mm

1 kg = 2.20 lb

1mm = (1/25.4)in = 0.039 in

Specifications	GLG 360	GLG 390
Length min.	1.950 mm	1.950 mm
Height min.	1.333 mm	1.333 mm
Lifting height max	2.916 mm	3.021 mm
Side shift	2 x 11°	2 x 11°
Vertical shift	150 mm	150 mm
Suction cups	Ø 290 mm 4 Stk.	Ø 290 mm 4 Stk.
Charging current	115 V / 230 V	115 V / 230 V
Battery (std.)	2 x 12 V / 159 Ah	2 x 12 V / 159 Ah

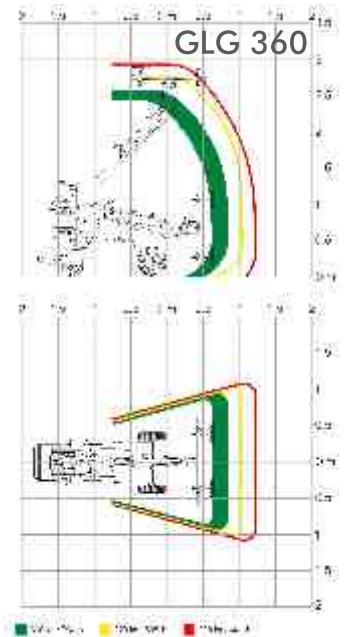
Charging time 30 % to 100 % app. 9 hours app. 9 hours.



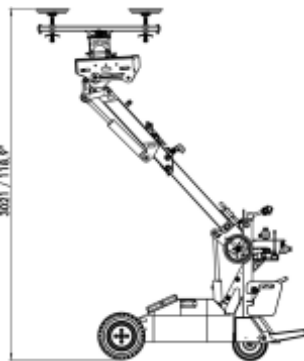
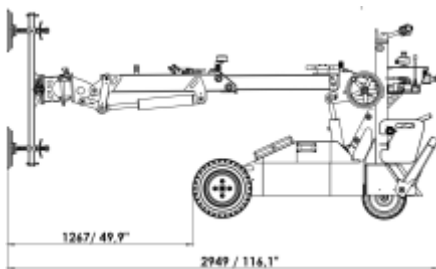
GLG-390-SP-TE



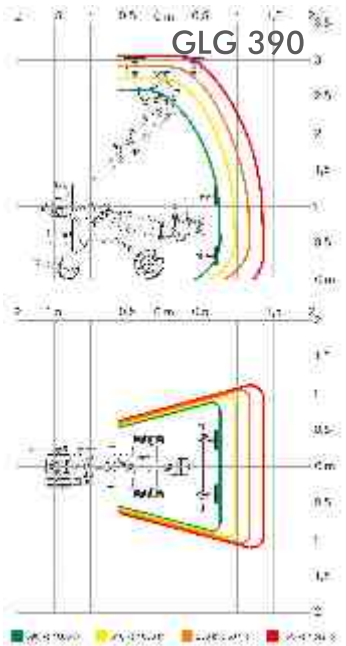
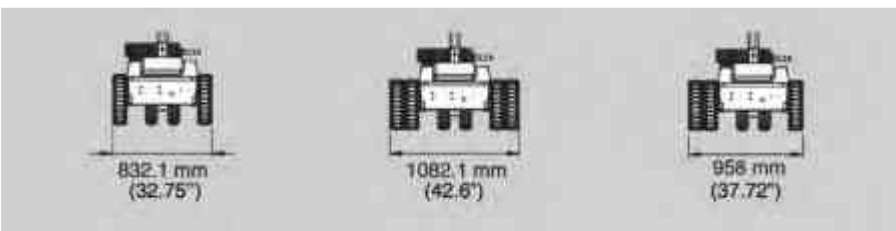
Lifting range



Measurements



Front wheel set-ups



Features



Vacuum system

The most secure vacuum system with two separate 200% systems.



Battery

One 159AH 12V battery ensures optimal autonomy and recharges over night.




Steering system

All moving parts are controlled by the powerful and extremely precise hydraulic system.



GLG 425 SP-3D



425 kg



2 x 12v / 159ah



Ø 320 mm, 4 stk.



Twin wheels



3D-manipulator



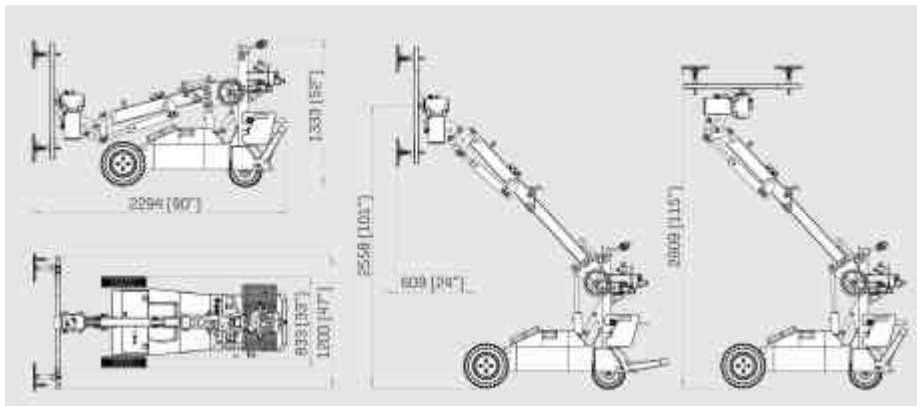
11° sideshift

Specifications	GLG 425
Loading capacity	425 kg
Own weight with counter weights	764 kg
Own weight	533 kg
Axle load rear	240 kg
Axle load front	293 kg
Pressure rear wheels	4,6 kg/cm ²
Pressure front wheels	4,18 kg/cm ²
Pressure front wheels twin mount	1,87 kg/cm ²
Width max	833 mm
Width with twin wheels	1.083 mm
Width boom	1.200 mm

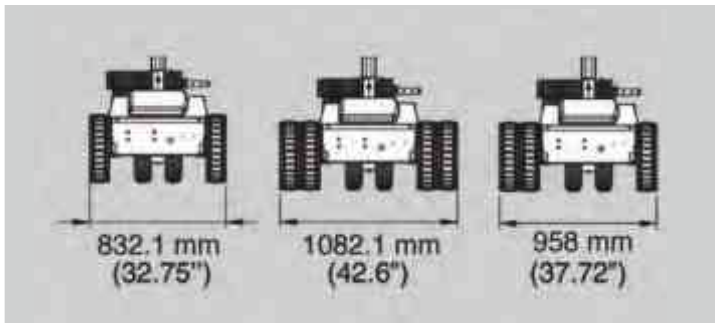
Specifications	GLG 425
Length	2.294 mm
Height min.	1.333 mm
Lifting height max	2.558 mm
Lifting height horizontal	2.909 mm
Telescopic range	600 mm
Sideshift	2 x 11°
Suction cups	Ø 320 mm. 4 Stk.
Charing current	115 V / 230 V
Batteriy (std.)	2 x 12 V / 159 Ah
Charging time 30 % to 100 %	app. 9 hours
Autonomy	app. 10 hours




Measurements




Front wheel set-ups



Lifting range



Pick-Up-Funktion



Features



All-hydraulic

All moving parts are controlled by the powerful and extremely precise hydraulic system.



Millimeter precise

The GLG all adaptable handlers are the most precise lifters in the world when combined with the extremely heavy loads.




Cups for all materials

A wide variety of suction discs means that the GLG425 lifts almost all building materials.



GLG 500 SPR-3D



500 kg



2 x 12v / 159ah



Ø 320 mm, 4 stk.



Twin wheels



3D-manipulator



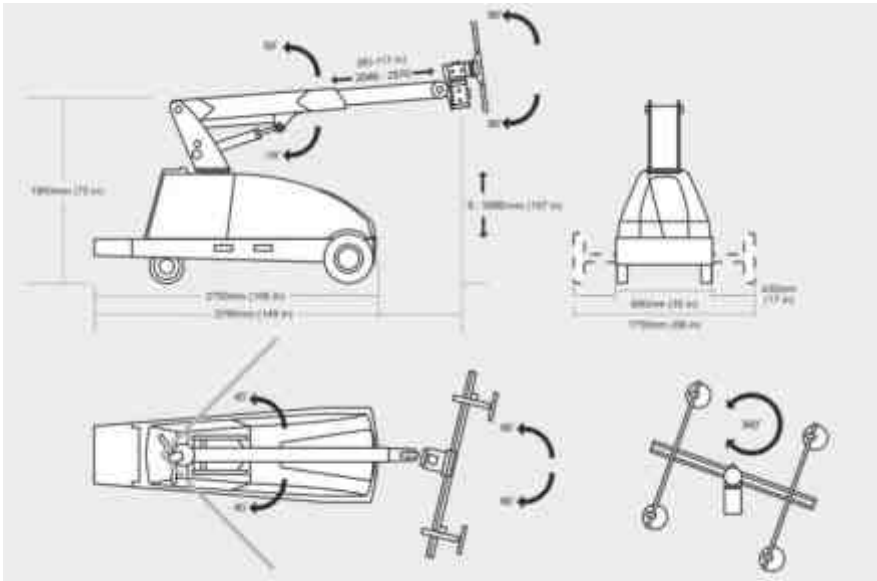
11° sideshift

Specifications	GLG 500
Loading capacity	500 kg
Own weight with counter weights	1410 kg
Own weight	533 kg
Axle load rear	240 kg
Axle load front	293 kg
Pressure rear wheels	4,6 kg/cm ²
Pressure front wheels	4,18 kg/cm ²
Pressure front wheels twin mount	1,87 kg/cm ²
Width max	950 mm
Width with twin wheels	1.083 mm
Width boom (working width)	1.200 mm


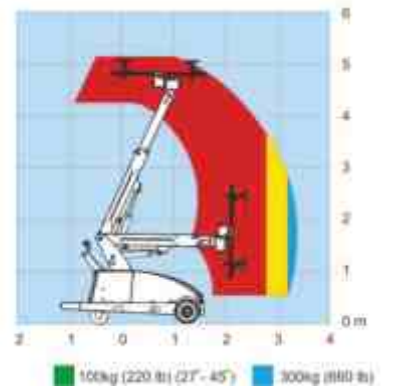
Specifications	GLG 500
Length	3.500 mm
Height min.	1.900 mm
Lifting height max	5.000 mm
Lifting height horizontal	1.300 mm
Telescopic range	1.800 mm
Sideshift	2 x 30°
Suction cups	Ø 32 mm. 4 Stk.
Charging current	115 V / 230 V
Battery (std.)	2 x 12 V / 159 Ah
Charging time 30 % to 100 %	app. 8 hours
Autonomy	app. 8 hours



Measurements




Lifting range



Unique adaptability

This machine can lift objects from floor level up 5 meters (197 in) in all directions.



Features



Remote control

The remote control allows optimal visibility and the safest proximity for the operator.



Millimeter precise

The GLG all adaptable handlers are the most precise lifters in the world when combined with the extremely heavy loads.










Cups for all materials

A wide variety of suction discs means that the GLG500 lifts almost all building materials.



GLG 550



 550 kg	 24 v 263ah	 500 mm
 Twin wheels	 3D-manipulator	 200 mm

Specifications	GLG 550
Loading capacity	550 kg
Own weight with counter weights	1531 kg
Axle load rear	714 kg
Axle load front	817 kg
Pressure rear wheels	8,90 kg/cm ²
Pressure front wheels	8,45 kg/cm ²
Width max	796 mm
Width with twin wheels	1149 mm
Length	2.335 mm
Height	1.406 mm

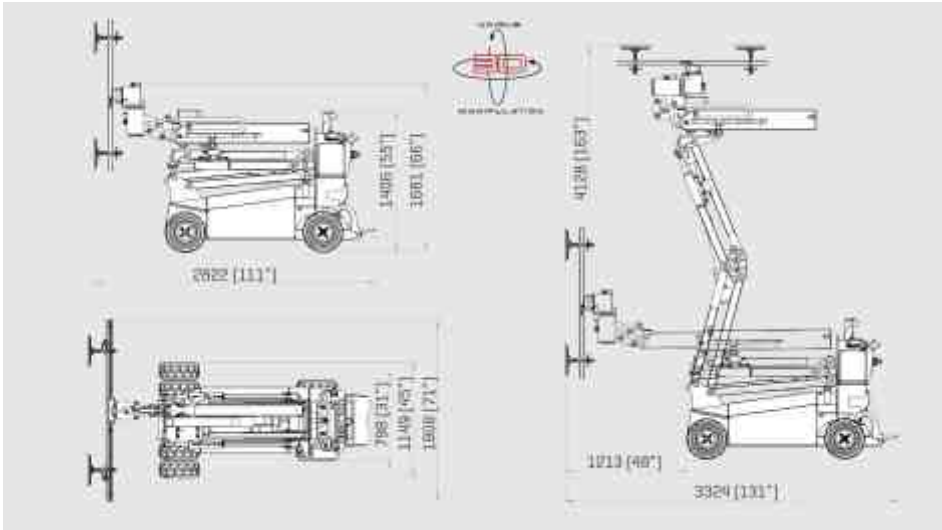
Specifications	GLG 550
Lifting height max	3.772 mm
Lifting height horizontal	4.128 mm
Telescopic range	500 mm
Sideshift	200 mm
Wheels	Foam filled
Charging current	115 V / 230 V
Battery (std.)	2 x 12 V / 263 Ah
Charging time 30 % to 100 %, 230 V	app. 6 hours
Charging time 30 % to 100 %, 115 V	app. 7 hours

1 kg = 2.20 lb



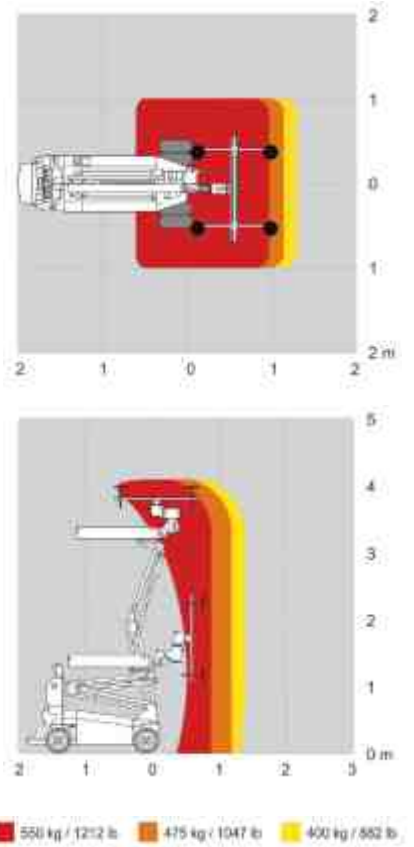
1 mm = (1/25.4)in = 0.039 in



Measurements



Lifting range



Fit in any angle

The unique 3D head allows you to manipulate the load in any angle you wish - more than 4 meters up.



Features



Fast charging

Modern battery system ensures fast charging. The battery indicator and hour indicator show the remaining battery time.



Hydraulic

Quality components and the best processing Hydraulic (system) makes the GLG machines extremely reliable.

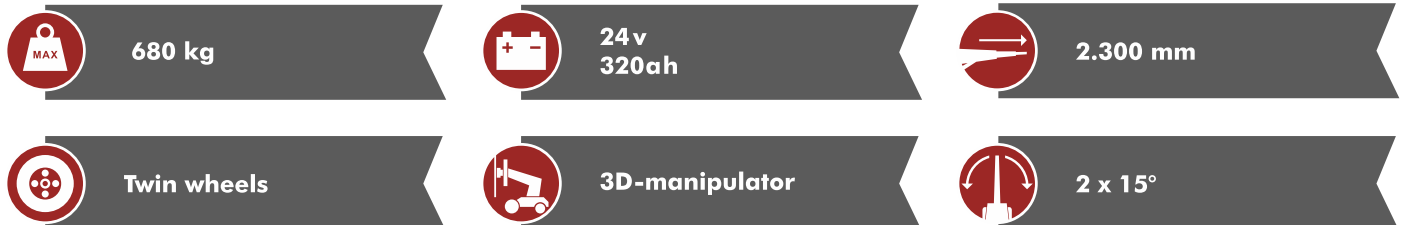



Steering system

All automotive parts are operated by a direct and precise steering system.



GLG 680



Specifications	GLG 680
Loading capacity	680 kg
Own weight with counter weights	2.000 kg
Axle load rear	1005 kg
Axle load front	995 kg
Pressure rear wheels	9,1 kg/cm ²
Pressure front wheels	9,29 kg/cm ²
Width max	808 mm
Width with twin wheels	1.149 mm
Length	2.445 mm
Height	1.811 mm

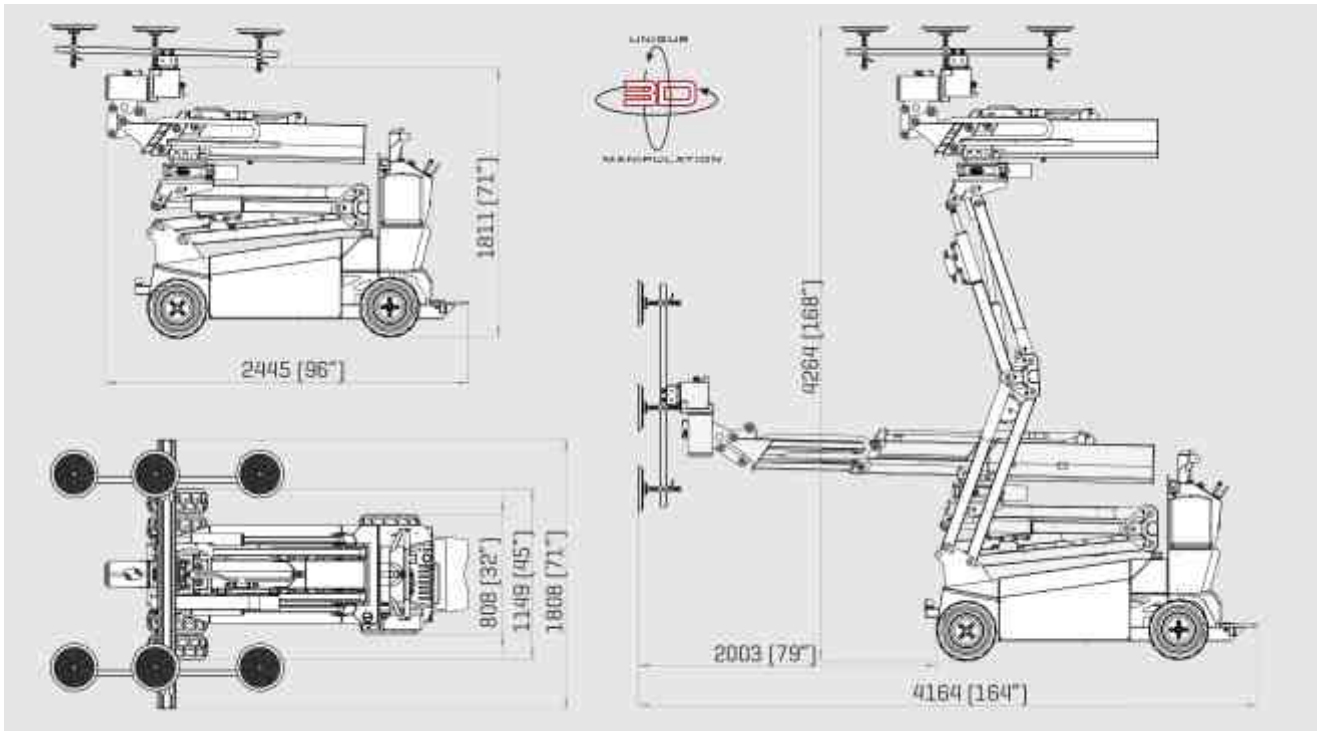
Specifications	GLG 680
Lifting height max	3.908 mm
Lifting height horizontal	4.264 mm
Telescopic range	1.200 mm
Sideshift	2 x 15°
Reifen	Schaumgefüllt
Charging current	115 V / 230 V
Battery (std.)	24 V / 320 Ah
Charging time 30 % to 100 %, 230 V	app. 7 hours
Charging time 30 % to 100 %, 115 V	app. 8 hours

1 kg = 2.20 lb

1 mm = (1/25.4)in = 0.039 in



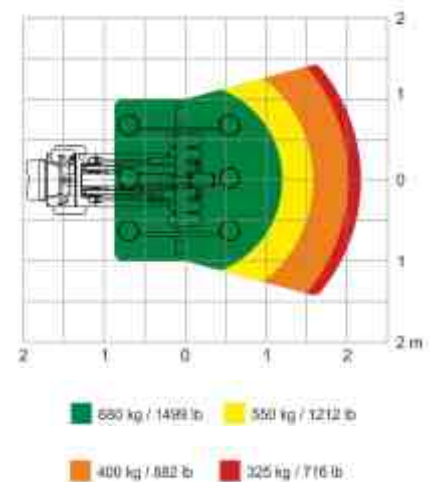
Measurements



Unique sideswing



Lifting reach



Features



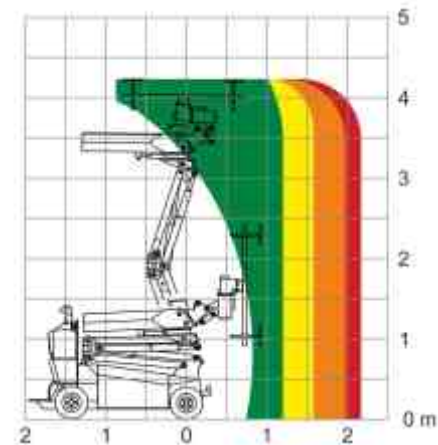
Hydraulic

All automotive parts are operated by hydraulics only.



Twin wheels

Four rugged tires are delivered as standard. Two can be dismantled if necessary.



GERENUK



500 kg



24v / 2 x 152 ah



400 % vacuum



Compatible with various
hosting machines



3D-manipulator

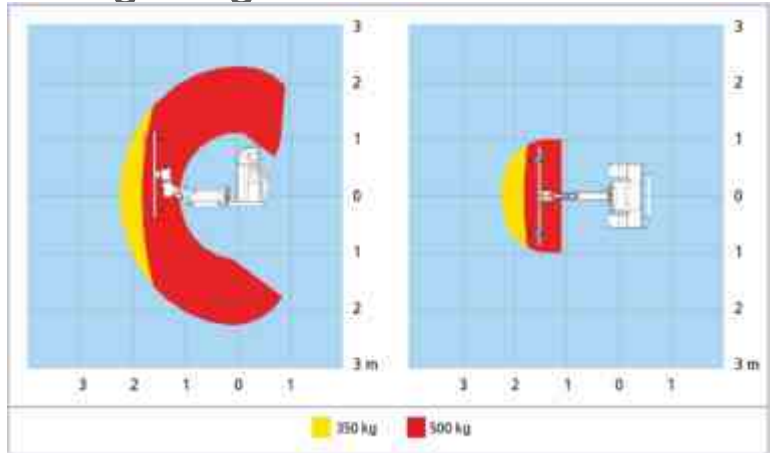


200 mm

Specifications	GLG GERNUK 500
Loading capacity	500 kg
Own weight	720 kg
Width	1100 mm
Length	900 mm
Height	1.750 mm
Telescopic range	420 mm
Sideshift	200 mm
Charging current	110 V / 220 V
Battery (std.)	2 x 152 Ah / 24 V
Charging time 10 % to 100 %	app. 8 hours
Autonomy	app. 8 hours



Lifting range



In use

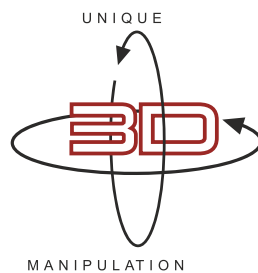


Equipment

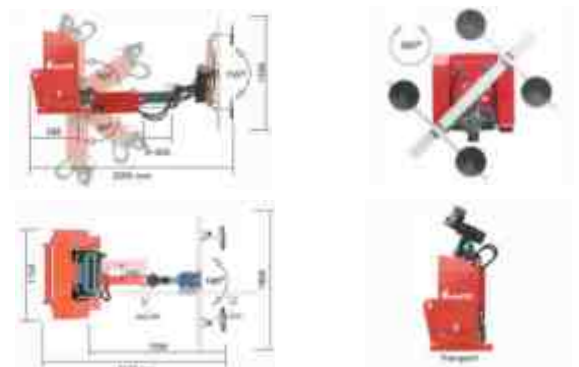


Remote control

The remote controls the Gerenuk from a distance of up to 100 meters.



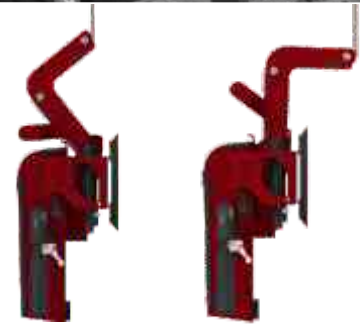
Measurements



UPCLIMBER



- Lifting capacity up to 130 kg
- Steples lifting speed
- Window securing Pivot-arm ensures that window bottom is mounted first
- Li-ion battery with high capacity
- Suction discs with manual pumps
- All main functions are activated at the handle
- Durable aluminium casing
- Battery indicator on front
- Adjustable distance between suction discs
- Weight <15 kg



The Upclimber is a compact lifting device with built-in motor, battery and wire. When mounting windows with the Upclimber the wire can be hooked up to either a scaffold- or a platform suspension.

FUNCTIONS



Adjustable manual suction discs



On/Off + Up/Down control buttons in handle



Releasable Pivot-arm



Trigger handle for Pivot-arm



Foldable handle for carrying




Accessories

GLG 210 - 425

Our glass lifts can be equipped with a wide range of extra equipment. Through adjustable extensions you can improve your workflow and eliminate the need for other machines.

Using these pieces you can customize your machine to fit your specific needs. We will be happy to guide you and find the best solution for you.



Extension arm with adjustable lifting hook

This piece ensures that your glass lift can be used for lifting tasks in a very quick maneuver. This means that your glass lift is easily transformed into a lifting machine that handles a lot more than glass.

Lifting hook

This piece is permanent with one position. By using this your lift is now able to complete various lifting tasks - fast and easy.



Adjustable fork lift

With the forks you can use your lift to move pallets and other items. This will give you more working space - fast.



Twin wheels

Extra wheels can be added for rough terrain.



Accessories

GLG 550 / 680

Our glass lifts can be equipped with a wide range of extra equipment. Through adjustable extensions you can improve your workflow and eliminate the need for other machines.

Using these pieces you can customize your machine to fit your specific needs. We will be happy to guide you and find the best solution for you.



Extension arm with adjustable lifting hook

This piece ensures that your glass lift can be used for lifting tasks in a very quick maneuver. This means that your glass lift is easily transformed into a lifting machine that handles a lot more than glass.



Lifting hook

This piece is permanent with one position. By using this your lift is now able to complete various lifting tasks - fast and easy.



Forklift

With the forks you can use your lift to move pallets and other items. This will give you more working space - fast.

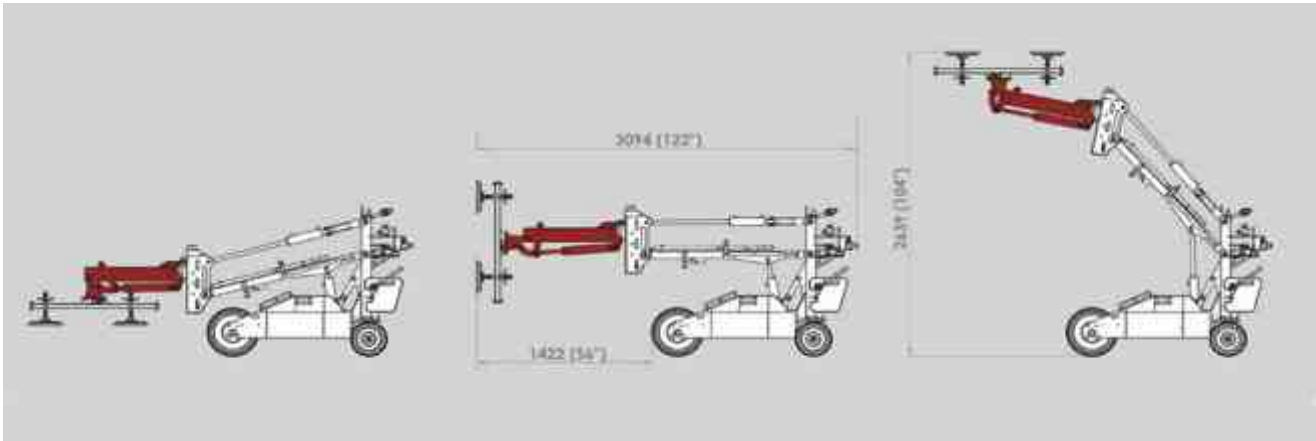


Hydraulic Grabber

With the hydraulic versatile grabber on top of the 3D-head you can move and mount items with a high level of flexibility.

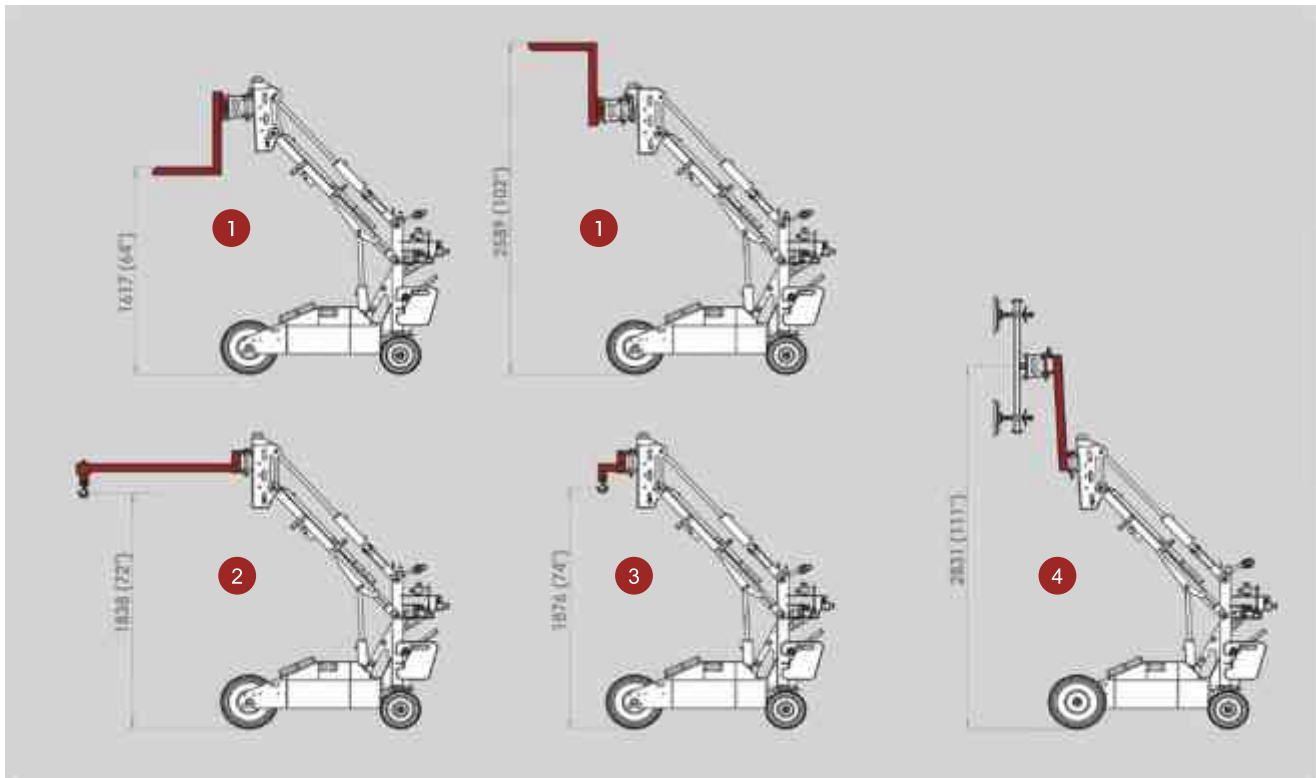


GLG 210 - 420



Horizontal lifting arm

When using the horizontal lifting arm you can extend the lifting range and even pick up panels from the ground or bench level. This equipment will allow you to do overhead glazing as well.



- 1** Adjustable fork lift
- 2** Extension arm with adjustable hook
- 3** Permanent lifting hook
- 4** vertical extension bar



We lift it up where it belongs...



European Head Office

Global Lift Group

Soendergaarden 28

9640 Farsoe, Denmark

Phone: +45 75727215

www.globalliftgroup.com

North & South America and Canada:

GLG Canada Ltd (North America)

Delaware, ON,

Canada, N0L1E0

Phone: 1-519-660-6350

www.globalliftgroup.com

GLG Deutschland GmbH & Co KG

Obere Kaiserswerther Straße 51

47249 Duisburg

Deutschland

Büro +49 203 93013765

www.glg-deutschland.de